

Private & Confidential

*Auditor's Report With
Statement of Accounts and Notes
For the year ended 31st March, 2023
Of*

M/s Hindcon Solutions Pvt Ltd

PAWAN GUPTA & CO

Chartered Accountants

22, Canning Street

4th floor, Room-39

Kolkata- 700 001



PAWAN GUPTA & CO.

CHARTERED ACCOUNTANTS

22, BIPLABI RASH BEHARI BASU ROAD
4TH FLOOR, ROOM # 39, KOLKATA - 700 001

☎ : 3028 6661 / 62/ 63, E-mail : pawangupta@pgco.in

**INDEPENDENT AUDITORS' REPORT
TO THE MEMBERS OF
HINDCON SOLUTIONS PRIVATE LIMITED
(Formerly Padmalaya Vinimay Private Limited)**

Report on the Audit of the Standalone Financial Statements

Opinion

We have audited the accompanying standalone financial statements of **Hindcon Solutions Private Limited (Formerly Padmalaya Vinimay Private Limited)** ("the Company"), which comprise the Balance Sheet as at **March 31, 2023**, the Standalone Statement of Profit and Loss (Including Other Comprehensive Income), the statement of Cash Flow and the Standalone Statement of Changes in Equity for the year then ended, and notes to the standalone financial statements, including a summary of significant accounting policies and other explanatory information (hereinafter referred to as "the standalone financial statements").

In our opinion and to the best of our information and according to the explanations given to us, the aforesaid standalone financial statements give the information required by the Companies Act, 2013 ("the Act") in the manner so required and give a true and fair view in conformity with the Indian Accounting Standards prescribed under section 133 of the Act read with the Companies (Indian Accounting Standards) Rules, 2015, as amended, and other accounting principles generally accepted in India, of the state of affairs (financial position) of the Company as at March 31, 2023, its profit (financial performance including other comprehensive income), its cash flows and the changes in equity for the year ended on that date.

Basis for Opinion

We conducted our audit of the standalone financial statements in accordance with the Standards on Auditing (SAs) specified under section 143(10) of the Act. Our responsibilities under those Standards are further described in the Auditor's Responsibilities for the Audit of the Standalone Financial Statements' section of our report. We are independent of the Company in accordance with the 'Code of Ethics' issued by the Institute of Chartered Accountants (ICAI) of India together with the ethical requirements that are relevant to our audit of the standalone financial statements under the provisions of the Act and the Rules there under, and we have fulfilled our other ethical responsibilities in accordance with these requirements and the ICAI's Code of Ethics. We believe that the audit evidence we have obtained is sufficient and appropriate to provide a basis for our audit opinion on the standalone financial statements.

Key Audit Matters

Key audit matters are those matters that, in our professional judgement, were of most significance in our audit of the standalone financial statements of the current period. These matters were addressed in the context of our audit of the standalone financial statements as a whole, and in forming our opinion thereon, and we do not provide a separate opinion on these matters.

We have determined that there are no key audit matters to communicate in our report.

Information Other than the Standalone Financial Statements and Auditor's Report Thereon

The Company's Board of Directors is responsible for the preparation of the other information. The other information comprises the information included in the Management Discussion and Analysis, Board's Report including Annexures to Board's Report, Business Responsibility Report, Corporate Governance and Shareholder's Information, but does not include the Standalone financial statements and our auditor's report thereon.

Our opinion on the Standalone financial statements does not cover the other information and we do not express any form of assurance conclusion thereon.

In connection with our audit of the Standalone financial statements, our responsibility is to read the other information and, in doing so, consider whether such other information is materially inconsistent with the Standalone financial statements or our knowledge obtained during the course of our audit or otherwise appears to be materially misstated.



If, based on the work we have performed, we conclude that there is a material misstatement of this other information; we are required to report that fact. We have nothing to report in this regard.

Responsibility of Management for Standalone Financial Statements

The Company's Board of Directors is responsible for the matters stated in section 134(5) of the Act with respect to the preparation of these standalone financial statements that give a true and fair view of the financial position, financial performance including other comprehensive income, cash flows and changes in equity of the Company in accordance with the accounting principles generally accepted in India and the Indian Accounting Standards (Ind AS) specified under section 133 of the Act read with the Companies (Indian Accounting Standards) Rules, 2015, as amended. This responsibility also includes maintenance of adequate accounting records in accordance with the provisions of the Act for safeguarding the assets of the Company and for preventing and detecting frauds and other irregularities; selection and application of appropriate accounting policies; making judgements and estimates that are reasonable and prudent; and the design, implementation and maintenance of adequate internal financial controls, that were operating effectively for ensuring the accuracy and completeness of the accounting records, relevant to the preparation and presentation of the Standalone financial statements that give a true and fair view and are free from material misstatement, whether due to fraud or error.

In preparing the standalone financial statements, management is responsible for assessing the Company's ability to continue as a going concern, disclosing, as applicable, matters related to going concern and using the going concern basis of accounting unless management either intends to liquidate the Company or to cease operations, or has no realistic alternative but to do so.

Those charged with the governance are also responsible for overseeing the Company's financial reporting process.

Auditor's Responsibility for the Audit of the Standalone Financial Statements

Our objectives are to obtain reasonable assurance about whether the standalone financial statements as a whole are free from material misstatement, whether due to fraud or error, and to issue an auditor's report that includes our opinion. Reasonable assurance is a high level of assurance, but is not a guarantee that an audit conducted in accordance with SAs will always detect a material misstatement when it exists. Misstatements can arise from fraud or error and are considered material if, individually or in the aggregate, they could reasonably be expected to influence the economic decisions of users taken on the basis of these standalone financial statements.

As part of an audit in accordance with Standards on Auditing, we exercise professional judgment and maintain professional scepticism throughout the audit. We also:

- Identify and assess the risks of material misstatement of the standalone financial statements, whether due to fraud or error, design and perform audit procedures responsive to those risks, and obtain audit evidence that is sufficient and appropriate to provide a basis for our opinion. The risk of not detecting a material misstatement resulting from fraud is higher than for one resulting from error, as fraud may involve collusion, forgery, intentional omissions, misrepresentations, or the override of internal control.
- Obtain an understanding of internal control relevant to the audit in order to design audit procedures that are appropriate in the circumstances. Under section 143(3)(i) of the Act, we are also responsible for expressing our opinion on whether the Company has adequate internal financial controls with reference to financial statements in place and the operating effectiveness of such controls.
- Evaluate the appropriateness of accounting policies used and the reasonableness of accounting estimates and related disclosures made by management and Board of Directors.
- Conclude on the appropriateness of management's use of the going concern basis of accounting and, based on the audit evidence obtained, whether a material uncertainty exists related to events or conditions that may cast significant doubt on the Company's ability to continue as a going concern. If we conclude that a material uncertainty exists, we are required to draw attention in our auditor's report to the related disclosures in the standalone financial statements or, if such disclosures are inadequate, to modify our opinion. Our conclusions are based on the audit evidence obtained up to the date of our auditor's report. However, future events or conditions may cause the Company to cease to continue as a going concern.
- Evaluate the overall presentation, structure and content of the standalone financial statements, including the disclosures, and whether the standalone financial statements represent the underlying transactions and events in a manner that achieves fair presentation.

Materiality is the magnitude of misstatements in the standalone financial statements that, individually or in aggregate, makes it probable that the economic decisions of a reasonably knowledgeable user of the standalone financial statements may be influenced. We consider quantitative materiality and qualitative factors in (i) planning the scope of our audit work and in evaluating the results of our work; and (ii) to evaluate the effect of any identified misstatements in the standalone financial statements.

We communicate with those charged with governance regarding, among other matters, the planned scope and timing of the audit and significant audit findings, including any significant deficiencies in internal control that we identify during our audit.



We also provide those charged with governance with a statement that we have complied with relevant ethical requirements regarding independence, and to communicate with them all relationships and other matters that may reasonably be thought to bear on our independence, and where applicable, related safeguards.

From the matters communicated with those charged with governance, we determine those matters that were of most significance in the audit of the standalone financial statements of the current period and are therefore the key audit matters. We describe these matters in our auditor's report unless law or regulation precludes public disclosure about the matter or when, in extremely rare circumstances, we determine that a matter should not be communicated in our report because the adverse consequences of doing so would reasonably be expected to outweigh the public interest benefits of such communication.

Report on Other Legal and Regulatory Requirements

1. As required by the Companies (Auditor's Report) Order, 2020 ("the Order") issued by the Central Government of India in terms of sub-section 11 of section 143 of the Act, we give in the Annexure A, a statement on the matters specified in paragraphs 3 and 4 of the Order, to the extent applicable.

2. As required by section 143(3) of the Act, we report that:

- We have sought and obtained all the information and explanations which to the best of our knowledge and belief were necessary for the purpose of our audit;
- In our opinion, proper books of account as required by law have been kept by the Company so far as it appears from our examination of those books.
- The Standalone Balance Sheet, the Standalone Statement of Profit and Loss (including Other Comprehensive Income), the Standalone Statement of Cash Flow and Standalone Statement of Changes in Equity dealt with by this Report are in agreement with the books of account.
- In our opinion, the aforesaid standalone financial statements comply with the Indian Accounting Standards specified under Section 133 of the Act, read with Companies (Indian Accounting Standards) Rules, 2015, as amended from time to time.
- On the basis of the written representations received from the directors as on March 31, 2023, taken on record by the Board of Directors, none of the directors is disqualified as on March 31, 2023 from being appointed as a director in terms of Section 164(2) of the Act.
- With respect to the adequacy of the internal financial controls with reference to standalone financial statement of the Company and the operating effectiveness of such controls, refer to our separate report in "Annexure B"; Our report expresses an unmodified opinion on the adequacy and operating effectiveness of the Company's internal financial controls with reference to standalone financial statements.
- With respect to the other matters to be included in the Auditor's Report in accordance with the requirements of section 197(16) of the Act, as amended :


In our opinion and to the best of our information and according to the explanations given to us, the remuneration paid by the Company to its directors for the year ended March 31, 2023 is in accordance with the provisions of section 197 read with Schedule V to the Act, and

- With respect to other matters to be included in the Auditor's Report in accordance with Rule 11 of the Companies (Audit and Auditors) Rules, 2014, as amended, in our opinion and to the best of our information and according to the explanations given to us:
 - (i) The Company does not have any pending litigations which would impact its financial position.
 - (ii) The Company did not have any long term contracts including derivative contracts for which there were any material foreseeable losses.
 - (iii) There were no amounts which were required to be transferred to the Investor Education and Protection Fund by the Company.
 - (iv) (a) The Management has represented that, to the best of its knowledge and belief, no funds (which are material either individually or in the aggregate) have been advanced or loaned or invested (either from borrowed funds or share premium or any other sources or kind of funds) by the company to or in any other person or entity, including foreign entity (Intermediaries), with the understanding whether recorded in writing or otherwise that the intermediary shall, whether directly or indirectly lend or invest in other persons or entities identified in any manner whatsoever by or on behalf of the Company (Ultimate Beneficiaries) or provide any guarantee, security or the like to or on behalf of the Ultimate Beneficiaries.



- (b) The Management has represented that, to the best of its knowledge and belief, no funds (which are material either individually or in the aggregate) have been received by the company from any person any fund from any person(s) or entity(ies), including foreign entities (Funding Party) with the understanding (whether recorded in writing or otherwise) that the company shall whether directly or indirectly lend or invest in other persons or entities identified in any manner whatsoever by or on behalf of the funding party (Ultimate Beneficiaries) or provide any guarantee, security or the like to or on behalf of the Ultimate Beneficiaries.
- (c) Based on our audit procedures that have been considered reasonable and appropriate in the circumstances, nothing has come to our notice that has caused us to believe that the representation under sub-clause (i) and (ii) of Rule 11(e), as provided under (a) and (b) above, contain any material misstatement.
- (v) (a) The company has not paid any dividend during FY 2022-23.
- (b) The Board of Directors of the Company has not proposed any dividend for the year.
- (vi) Proviso to Rule 3(1) of the Companies (Accounts) Rules, 2014 for maintaining books of account using accounting software which has a feature of recording audit trail (edit log) facility is applicable to the Company with effect from April 1, 2023 and accordingly, reporting under Rule 11(g) of the Companies (Audit and Auditors) Rules, 2014 is not applicable for the financial year ended March 31, 2023.

For PAWAN GUPTA & CO.
Chartered Accountants
Firm Regn. No.318115E



(CA. P. K. Gupta)
Proprietor

Membership No.053799
UDIN - 23053799BGUDYF9988

Kolkata
May 26, 2023.



ANNEXURE – 'A' TO THE INDEPENDENT AUDITORS' REPORT

(Referred to in paragraph 1 under 'Report on Other Legal and regulatory Requirements' section our report to the members of **Hindcon Solutions Private Limited** (Formerly Padmalaya Vinimay Pvt Ltd) of even date)

- (1) a. The company does not have any Property, Plant & Equipment. Accordingly, the requirement to report on clause 3(i)(a) to (d) are not applicable for the company.
- e. According to the information and explanations given to us and on the basis of our examination of the records of the Company, there are no proceedings initiated or pending against the Company for holding any benami property under the Prohibition of Benami Property Transactions Act, 1988 and rules made thereunder.
- (2) a. The company does not have any inventory. Accordingly, the requirement to report on clause 3(ii)(a) is not applicable to the company.
- b. According to the information and explanations given to us and on the basis of our examination of the records of the Company, the company has not been sanctioned working capital limits in excess of five crore rupees, in aggregate, from banks hence this clause is not applicable to the Company.
- (3) a. The company has made investment during the year other than the existing investments in shares. The company has granted unsecured loans to other entities during the year. The aggregate of loan given during the year was ₹ 60,00,000/= and balance outstanding as on 31.03.2023 of such loans & advances is ₹ 1,00,00,000/=. The Company did not give guarantee, or provided security to any Company/Firm/Limited Liability partnership/other party during the year.
- b. In respect of the investments made by the company, the terms and conditions under which such investments were made are not prejudicial to the company's interest.

Based on the information and explanations furnished to us, in respect of the advances in the nature of loans given by the company, the terms and conditions under which such advances were given are not prejudicial to the Company's interest except for a loan of Rs.50,00,000/= which is given free of interest.

- c. All the Loans given by the company are repayable on demand and no repayment period is mentioned for these loans.
- d. Based on the information and explanations furnished to us and on the basis of our examination of the records of the Company, all the loans given by the company are repayable on demand. No such loans were renewed or extended and no fresh loans were granted during the year to settle the old loan.
- e. Based on the information and explanations furnished to us and on the basis of our examination of the records of the Company, loans granted by the company which are repayable on demand or for which the terms or period of repayment has not been specified are given below:



<u>Particulars</u>	<u>All Parties</u>	<u>Promoters</u>	<u>Related parties</u>
Aggregate amount of loan/advances in the nature of loans			
- Repayable on demand (A)	1,00,00,000.00	0.00	0.00
- Agreement does not specify any terms or period of repayment (B)	0.00	0.00	0.00
Total (A + B)	1,00,00,000.00	0.00	0.00
% of loans/advances in the nature of loan to the total loans	100%	0.00%	0.00%

- (4) According to the information and explanations given to us and on the basis of our examination of the records of the Company, the company has complied with the provisions of section 185 and 186 of the Companies Act, 2013, with respect to the loans and investments made, guarantees and security provided by it, as applicable.
- (5) Based on our scrutiny of the company's records and according to the information and explanations provided by the management, the company has not accepted deposits from public within the meaning of Section 73 to 76 of the Companies Act, 2013 read with Rule 2(b) of the Companies (Acceptance of Deposit's) Rules, 2014 (as amended) during the year. Accordingly, provision of clause 3(v) of the Order is not applicable.
- (6) According to the information and explanations given to us and on the basis of our examination of the records of the Company, the Central Government has not prescribed the maintenance of cost records under Section 148(1) of the Companies Act, 2013 for the products manufactured by it. Accordingly, clause 3(vi) of the Order is not applicable.
- (7) According to the information and explanations given to us and on the basis of our examination of the records of the Company:
- The company is generally regular in depositing undisputed statutory dues including provident fund, employee's state insurance, service tax, duty of customs, value added tax, Cess, Goods and Services tax and other statutory dues (as applicable to the company) with the appropriate authorities. According to the information and explanations given to us, no undisputed amounts payable in respect of provident fund, employee's state insurance, service tax, duty of customs, value added tax, Cess, Goods and Services tax and other material statutory dues (as applicable to the company) were in arrears as at March 31, 2023 for a period of more than six months from the date they became payable.
 - According to the information and explanations given to us and on the basis of our examination of the records of the Company and upon our enquiries in this regard, there are no disputed statutory dues including provident fund, employee's state insurance, service tax, duty of customs, value added tax, Cess, Goods and Services tax and other statutory dues (as applicable to the company), which have not been deposited.




- (8) According to the information and explanations given to us and on the basis of our examination of the records of the Company, there are no transactions which were not recorded by the Company in the books of account and have been surrendered or disclosed as income during the year in the tax assessments under the Income Tax Act, 1961 that has not been recorded in the books of accounts.
- (9) (a) According to the information and explanations given to us and on the basis of our examination of the records of the Company, the company has not defaulted in repayment of dues to a financial institution, bank or debenture holders.
- (b) According to the information and explanations given to us and on the basis of our examination of the records of the Company, the company has not been declared a wilful defaulter by any bank or financial institution or government or government authority.
- (c) According to the information and explanations given to us and on the basis of our examination of the records of the Company, the term loans have been applied, on an overall basis, for the purposes for which they were obtained.
- (d) According to the information and explanations given to us and on the basis of our examination of the records of the Company, no funds raised on short term basis have been used for long term purposes by the company.
- (e) According to the information and explanations given to us and on an overall examination of the financial statements of the Company, we report that the Company has not taken any funds from any entity or person on account of or to meet the obligations of its subsidiaries as defined under the Companies Act, 2013. Accordingly, clause 3(ix)(e) of the Order is not applicable.
- (f) According to the information and explanations given to us and procedures performed by us, we report that the Company has not raised loans during the year on the pledge of securities held in its subsidiaries as defined under the Companies Act, 2013. Accordingly, clause 3(ix)(f) of the Order is not applicable.
- (10) (a) According to the records of the company examined by us and on the basis of information and explanation given to us, the company has not raised any money by way of initial public offer or further public offer (including debt instruments). Accordingly, clause 3(x)(a) is not applicable to the Company.
- (b) According to the information and explanations given to us and on the basis of our examination of the records of the Company, the Company has not made any preferential allotment or private placement of shares or fully or partly convertible debentures during the year. Accordingly, clause 3(x)(b) is not applicable.
- (11) (a) According to the information and explanations given to us and as represented by the Management and based on our examination of the books and records of the Company and in accordance with generally accepted auditing practices in India, we report that neither fraud on the company by its officers or employees nor any fraud by the Company has been noticed or reported during the year.
- (b) According to the information and explanations given to us and based on our examination of the books and records of the Company carried out in accordance with generally accepted auditing practices in India, a report under section 143(12) of the Act, in Form ADT-4, as prescribed under Rule 13 of the Companies (Audit and Auditors) Rules, 2014 was not required to be filed with the Central Government.



Accordingly reporting under Clause 3(xi)(b) of the Order is not applicable to the Company.

- (c) According to the information and explanations given to us, no whistle blower complaints received by the company during the year.
- (12) In our opinion and to the best of our information and according to the explanations provided by the management, the company is not a nidhi company. Hence, the requirements of clause 3(xii) of the Order do not apply to the company.
- (13) In our opinion and according to the information and explanations given to us, the transactions of the company with the related parties during the year are in compliance with sections 177 and 188 of the Companies Act, 2013, where applicable and the details of the related party transactions have been disclosed in the Standalone Financial Statements as required by the applicable accounting standards.
- (14) According to the information and explanations given to us, requirement of Section 138 of the Act relating to internal audit system is not applicable to the company. Hence, the requirement of clause 3(xiv) of the order does not apply to the Company.
- (15) According to the information and explanations given to us and based on our examination of the records of the Company, the company has not entered into non-cash transactions specified under section 192 of the Act with directors or persons connected with them, during the year and therefore, reporting under 3(xv) of the Order is not applicable to the Company.
- (16) (a) The Company is not required to be registered under section 45-IA of the Reserve Bank of India Act, 1934. Accordingly, clause 3(xvi)(a) of the Order is not applicable.
- (b) According to the information and explanations given to us and on an overall examination of the financial statements of the Company, the Company has not conducted any Non-Banking Financial/Housing Finance Activities during the year. Accordingly, clause 3(xvi)(b) of the Order is not applicable.
- (c) The Company is not a Core Investment Company (CIC) as defined in the regulations made by the Reserve Bank of India. Accordingly, clause 3(xvi)(c) of the Order is not applicable.
- (d) According to the information and explanations given to us during the course of audit, the Group does not have any CIC. Accordingly, the requirements of clause 3(xvi)(d) of the Order is not applicable.
- (17) According to the information and explanations given to us and on an overall examination of the financial statements of the Company, the company has not incurred cash losses in the financial year 2022-23 and in the immediately preceding financial year 2021-22.
- (18) There has been no resignation of statutory auditors during the year. Accordingly, clause 3(xviii) of the Order is not applicable.
- (19) According to the information and explanations given to us and on the basis of the financial ratios, ageing and expected dates of realization of assets and payment of liabilities, other information accompanying the financial statements, our knowledge of the Board of Directors and management plans and based on our examination of the evidence supporting the assumptions, nothing has come to our attention, which causes us to believe



that any material uncertainty exists as on the date of the audit report that the Company is not capable of meeting its liabilities existing at the date of balance sheet as and when they fall due within a period of one year from the balance sheet date. We, however, state that this is not an assurance as to the future viability of the Company. We further state that our reporting is based on the facts upto the date of the audit report and we neither give any guarantee nor any assurance that all liabilities falling due within a period of one year from the balance sheet date will get discharged by the Company as and when they fall due.

- (20) The Company is not required to make any expenditure on Corporate Social Responsibility as required under Section 135 of the Companies Act, 2013. Accordingly, clause 3(xx) of the Order is not applicable.
- (21) The reporting under clause 3(xxi) of the order is not applicable in respect of audit of standalone financial statements. Accordingly, no comment in respect of the said clause has been included in this report.

Kolkata
May 26, 2023.



For PAWAN GUPTA & CO.
Chartered Accountants
Firm Regn. No.318115E

(CA. P. K. Gupta)
Proprietor

Membership No.053799
UDIN - 23053799BGUDYF9988

Annexure - B to the Independent Auditors' Report

Report on the Internal Financial Controls under Clause (i) of Sub-section 3 of Section 143 of the Companies Act, 2013 ("the Act")

We have audited the internal financial controls over financial reporting of **Hindcon Solutions Private Limited (Formerly Padmalaya Vinimay Private Limited)** ("the Company") as of **31st March, 2023** in conjunction with our audit of the standalone financial statements of the Company for the year ended on that date.

Management's Responsibility for Internal Financial Controls

The Company's management is responsible for establishing and maintaining internal financial controls based on the internal control over financial reporting criteria established by the Company considering the essential components of internal control stated in the Guidance Note on Audit of Internal Financial Controls over Financial Reporting issued by the Institute of Chartered Accountants of India ('ICAI'). These responsibilities include the design, implementation and maintenance of adequate internal financial controls that were operating effectively for ensuring the orderly and efficient conduct of its business, including adherence to company's policies, the safeguarding of its assets, the prevention and detection of frauds and errors, the accuracy and completeness of the accounting records, and the timely preparation of reliable financial information, as required under the Companies Act, 2013.

Auditors' Responsibility

Our responsibility is to express an opinion on the Company's internal financial controls over financial reporting based on our audit. We conducted our audit in accordance with the Guidance Note on Audit of Internal Financial Controls over Financial Reporting (the "Guidance Note") and the Standards on Auditing, issued by ICAI and deemed to be prescribed under section 143(10) of the Companies Act, 2013, to the extent applicable to an audit of internal financial controls. Those Standards and the Guidance Note require that we comply with ethical requirements and plan and perform the audit to obtain reasonable assurance about whether adequate internal financial controls over financial reporting was established and maintained and if such controls operated effectively in all material respects.

Our audit involves performing procedures to obtain audit evidence about the adequacy of the internal financial controls system over financial reporting and their operating effectiveness. Our audit of internal financial controls over financial reporting included obtaining an understanding of internal financial controls over financial reporting, assessing the risk that a material weakness exists, and testing and evaluating the design and operating effectiveness of internal control based on the assessed risk. The procedures selected depend on the auditor's judgment, including the assessment of the risks of material misstatement of the financial statements, whether due to fraud or error.

We believe that the audit evidence we have obtained is sufficient and appropriate to provide a basis for our audit opinion on the Company's internal financial controls system over financial reporting.

Meaning of Internal Financial Controls over Financial Reporting

A company's internal financial control over financial reporting is a process designed to provide reasonable assurance regarding the reliability of financial reporting and the preparation of financial statements for external purposes in accordance with generally accepted accounting principles. A company's internal financial control over financial reporting includes those policies and procedures that (1) pertain to the maintenance of records that, in reasonable detail, accurately and fairly reflect the transactions and dispositions of the assets of the company; (2) provide reasonable assurance that transactions are recorded as necessary to permit preparation of financial statements in accordance with generally accepted accounting principles, and that receipts and expenditures of the company are being made only in accordance with authorisations of management and directors of the company; and (3) provide reasonable assurance regarding prevention or timely detection of unauthorised acquisition, use, or disposition of the company's assets that could have a material effect on the standalone financial statements.

Inherent Limitations of Internal Financial Controls Over Financial Reporting

Because of the inherent limitations of internal financial controls over financial reporting, including the possibility of collusion or improper management override of controls, material misstatements due to error or fraud may occur and not be detected. Also, projections of any evaluation of the internal financial controls over financial reporting to future periods are subject to the risk that the internal financial control over financial reporting may become inadequate because of changes in conditions, or that the degree of compliance with the policies or procedures may deteriorate.



Opinion

In our opinion and to the best of the information and explanations given to us, the Company has, in all material respects, an adequate internal financial controls system over financial reporting and such internal financial controls over financial reporting were operating effectively as at March 31, 2023, based on the internal control over financial reporting criteria established by the Company considering the essential components of internal control stated in the Guidance Note on Audit of Internal Financial Controls Over Financial Reporting issued by the Institute of Chartered Accountants of India.

Kolkata
May 26, 2023.



For PAWAN GUPTA & CO.
Chartered Accountants
Firm Regn. No.318115E

(CA. P. K. Gupta)
Proprietor

Membership No.053799
UDIN - 23053799BGUDYF9988

Hindcon Solutions Private Limited
(Formerly Padmalaya Vinimay Pvt Ltd)
62B, Braunfeld Row, Kolkata - 700 027
CIN No.: U51109WB2008PTC131488

Standalone Balance Sheet as at 31 March 2023

		(₹ in Lacs)	
Note	As at 31 March 2023	As at 31 March 2022	
ASSETS			
(1) Non-Current Assets			
(a) Financial Assets			
(i) Investments	4	421.72	483.79
(b) Deferred Tax Assets (Net)	5	5.18	2.12
Total Non-Current Assets		426.90	485.91
(2) Current Assets			
(a) Financial Assets			
(i) Cash and Cash Equivalents	6	7.82	2.62
(ii) Other Bank Balances	7	14.62	0.80
(iii) Loans	8	107.98	40.00
(iv) Other Financial Assets	9	-	5.13
(b) Current Tax Asset	10	7.90	26.90
(c) Other Current Assets	11	2.52	3.85
Total Current Assets		140.84	79.30
TOTAL ASSETS		567.74	565.21
EQUITY AND LIABILITIES			
Equity			
(a) Equity Share Capital	12	40.35	40.35
(b) Other Equity	13	517.42	501.38
Total Equity		557.77	541.73
Liabilities			
(a) Current Liabilities			
(a) Financial Liabilities			
(i) Trade Payables	14	-	-
- Total outstanding dues of micro and small enterprises		-	-
- Total outstanding dues of creditors other than micro and small enterprises		1.05	0.82
(b) Other Current Liabilities	15	0.07	0.06
(c) Current Tax Liabilities	16	8.85	22.60
Total Current Liabilities		9.97	23.48
TOTAL EQUITY AND LIABILITIES		567.74	565.21

Notes Forming part of the Standalone Financial Statements

1-35

As per our report of even date attached

For **PAWAN GUPTA & CO.**

Chartered Accountants
Firm Regn. No.318115E

(CA. P. K. Gupta)

Proprietor
Membership No.053799
UDIN - 23053799BGUDYF9988

Kolkata
May 26, 2023.



For and on behalf of the Board
Hindcon Solutions Pvt Ltd

For **HINDCON SOLUTIONS PVT. LTD.**

(Sanjay Goenka) **DIRECTOR**
(Director)

(DIN No.00848190)

For **HINDCON SOLUTIONS PVT. LTD.**

(Kalyan Ghosh) **DIRECTOR**
(Whole Time Director)
(DIN No.07160688)

Standalone Statement of Profit and Loss for the year ended 31 March 2023

(₹ in Lacs)

	Note	Year ended 31 March 2023	Year ended 31 March 2022
I INCOME			
Revenue from Operations	17	394.43	291.66
Other Income	18	29.12	80.84
Total Income		423.55	372.50
II EXPENSES			
Purchase of Stock-in-Trade	19	387.83	285.87
Employee Benefits Expense	20	2.40	2.43
Other Expenses	21	2.06	1.25
Total Expenses		392.29	289.55
III Profit Before Tax		31.26	82.95
IV Tax Expenses			
Current Tax		-8.67	-19.20
Deferred Tax		-	-10.88
Total Tax Expense		-8.67	-30.08
V Profit for the Year		22.59	52.87
VI Other Comprehensive Income			
A. Items that will not be reclassified subsequently to profit and loss			
(a) Fair value changes of Investments in Equity Shares		-9.61	27.17
B. Income taxes on items that will not be reclassified to profit and loss		3.06	-1.86
Total other comprehensive income/(loss)		-6.55	25.31
VII Total Comprehensive Income for the year		16.04	78.18
VIII Earnings per Share (Face Value ₹ 10 each)			
- Basic (₹)	23	5.60	13.10
- Diluted (₹)	23	5.60	13.10

Notes Forming part of the Standalone Financial Statements

1-35

As per our report of even date attached

For **PAWAN GUPTA & CO.**

Chartered Accountants
Firm Regn. No.318115E

(**CA. P. K. Gupta**)

Proprietor
Membership No.053799
UDIN - 23053799BGUDYF9988

Kolkata
May 26, 2023.



For and on behalf of the Board
Hindcon Solutions Pvt Ltd

For **HINDCON SOLUTIONS PVT. LTD.**

DIRECTOR

(Sanjay Goenka)
(Director)
(DIN No.00848190)

For **HINDCON SOLUTIONS PVT. LTD.**

DIRECTOR
(Kalyan Ghosh)
(Whole Time Director)
(DIN No.07160688)

Hindcon Solutions Private Limited
(Formerly Padmalaya Vinimay Pvt Ltd)
CIN No.: U51109WB2008PTC131488

Standalone Statement of Changes in Equity for the year ended 31 March 2023

A. Equity share capital

<u>Particulars</u>	<u>(₹ in Lacs)</u> <u>Amount</u>
Balance as at 1 April 2021	40.35
Changes in equity share capital during 2021-22	-
Balance as at 31 March 2022	40.35
Changes in equity share capital during 2022-23	-
Balance as at 31 March 2023	40.35

B. Other equity

Particulars	Reserves & Surplus		Other Comprehensive Income	Total
	Securities Premium	Retained earnings	Equity Instruments through Other Comprehensive Income	
Balance at 1 April 2021	354.15	138.23	-32.86	459.52
Profit or Loss	-	52.87	-	52.87
Other comprehensive income (net of tax)	-	-	25.31	25.31
Total comprehensive income	-	52.87	25.31	78.18
Dividend	-	-36.32	-	-36.32
Reclassification Adjustment for Profit on Sale of Equity Shares	-	11.62	-11.62	-
Balance at 31 March 2022	354.15	166.40	-19.17	501.38
Profit or Loss	-	22.59	-	22.59
Other comprehensive income (net of tax)	-	-	-6.55	-6.55
Total comprehensive income	-	22.59	-6.55	16.04
Reclassification Adjustment for Profit on Sale of Equity Shares	-	20.32	-20.32	-
Balance at 31 March 2023	354.15	209.31	-46.04	517.42


Notes Forming part of the Standalone Financial Statements

1-35

As per our report of even date attached

For **PAWAN GUPTA & CO.**

Chartered Accountants
Firm Regn. No.318115E



(**CA. P. K. Gupta**)

Proprietor

Membership No.053799

UDIN - 23053799BGUDYF9988

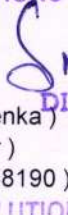
Kolkata

May 26, 2023.



For and on behalf of the Board
Hindcon Solutions Pvt Ltd

For HINDCON SOLUTIONS PVT. LTD.



(Sanjay Goenka) **DIRECTOR**

(Director)

(DIN No.00848190)

For HINDCON SOLUTIONS PVT. LTD.

(Kalyan Ghosh)

(Whole Time Director)

(DIN No.07160688)

 **DIRECTOR**

Standalone Statement of Cash Flow for the year ended 31 March 2023

Particulars	Year ended 31 March 2023		Year ended 31 March 2022	
	Amount	Amount	Amount	Amount
A. Cash Flows from Operating Activities				
Net Profit/(Loss) before tax		31.26		82.95
Adjustment for:				
Dividend Income	-20.97		-67.13	
Interest Income	-6.23	-27.20	-9.00	-76.13
Operating cash flows before working capital changes		4.06		6.82
Working capital adjustments:				
(Increase)/Decrease in Other Current Financial Assets	5.13		65.78	
(Increase)/Decrease in Other Current Assets	1.32		-11.49	
(Increase)/Decrease in Other Bank Balances	-13.82		27.80	
(Increase)/Decrease in Current Tax Assets	-2.65		-	
Increase/(Decrease) in Trade Payables	0.24		-0.20	
Increase/(Decrease) in Current Liabilities	-	-9.78	-	81.89
Cash generated from operations		-5.72		88.71
Income tax paid (net)		-0.44		-17.00
Net Cash from / (used in) Operating Activities (A)		-6.16		71.71
B. Cash Flows from Investing Activities				
Purchase of Investments	-		-113.10	
Sale of Investments	52.48		-	
Loan Given	-67.98		-	
Dividend Income	20.97		67.13	
Interest Income	5.89	11.36	9.00	-36.97
Net Cash used in Investing Activities (B)		11.36		-36.97
C. Cash Flow from Financing Activities				
Dividend paid	-	-	-36.32	-36.32
Net Cash from Financing Activities (C)		-		-36.32
Net Increase/(Decrease) in Cash and Cash Equivalents (A + B + C)		5.20		-1.58
Opening Cash and Cash Equivalents		2.62		4.20
Closing Cash and Cash Equivalents (Refer Note No. 6)		7.82		2.62

Note :

- i) The above Statement of Cash Flow has been prepared under the "Indirect method" as set out in Ind AS - 7, 'Statement of Cash Flows'.
- ii) Figures in brackets indicate cash outflow.
- iii) Direct Taxes paid are treated as arising from operating activities and are not bifurcated between investing and financing activities.

Notes Forming part of the Standalone Financial Statements

1-35

As per our report of even date attached

For **PAWAN GUPTA & CO.**

Chartered Accountants
Firm Regn. No.318115E
UDIN - 23053799BGUDYF9988

(**CA. P. K. Gupta**)

Proprietor
Membership No.053799
UDIN - 23053799BGUDYF9988

Kolkata
May 26, 2023.



For and on behalf of the Board
Hindcon Solutions Pvt Ltd

For **HINDCON SOLUTIONS PVT. LTD.**

(Sanjay Goenka) **DIRECTOR**
(Director)
(DIN No.00848190)

For **HINDCON SOLUTIONS PVT. LTD.**

(Kalyan Ghosh) **DIRECTOR**
(Whole Time Director)
(DIN No.07160688)

Standalone Statement of Cash Flow for the year ended 31 March 2023

Particulars	Year ended 31 March 2023		Year ended 31 March 2022	
	Amount	Amount	Amount	Amount
A. Cash Flows from Operating Activities				
Net Profit/(Loss) before tax		31.26		82.95
Adjustment for:				
Dividend Income	-20.97		-67.13	
Interest Income	-6.23	-27.20	-9.00	-76.13
Operating cash flows before working capital changes		4.06		6.82
Working capital adjustments:				
(Increase)/Decrease in Other Current Financial Assets	5.13		65.78	
(Increase)/Decrease in Other Current Assets	1.32		-11.49	
(Increase)/Decrease in Other Bank Balances	-13.82		27.80	
(Increase)/Decrease in Current Tax Assets	-2.65		-	
Increase/(Decrease) in Trade Payables	0.24		-0.20	
Increase/(Decrease) in Current Liabilities	-	-9.78	-	81.89
Cash generated from operations		-5.72		88.71
Income tax paid (net)		-0.44		-17.00
Net Cash from / (used in) Operating Activities (A)		-6.16		71.71
B. Cash Flows from Investing Activities				
Purchase of Investments	-		-113.10	
Sale of Investments	52.48		-	
Loan Given	-67.98		-	
Dividend Income	20.97		67.13	
Interest Income	5.89	11.36	9.00	-36.97
Net Cash used in Investing Activities (B)		11.36		-36.97
C. Cash Flow from Financing Activities				
Dividend paid	-	-	-36.32	-36.32
Net Cash from Financing Activities (C)		-		-36.32
Net Increase/(Decrease) in Cash and Cash Equivalents (A + B + C)		5.20		-1.58
Opening Cash and Cash Equivalents		2.62		4.20
Closing Cash and Cash Equivalents (Refer Note No. 6)		7.82		2.62

Note :

- The above Statement of Cash Flow has been prepared under the "Indirect method" as set out in Ind AS - 7, 'Statement of Cash Flows'.
- Figures in brackets indicate cash outflow.
- Direct Taxes paid are treated as arising from operating activities and are not bifurcated between investing and financing activities.

Notes Forming part of the Standalone Financial Statements

1-35

As per our report of even date attached

For **PAWAN GUPTA & CO.**

Chartered Accountants

Firm Regn. No.318115E

UDIN - 23053799BGUDYF9988

(**CA. P. K. Gupta**)

Proprietor

Membership No.053799

UDIN - 23053799BGUDYF9988

Kolkata

May 26, 2023.



For and on behalf of the Board
Hindcon Solutions Pvt Ltd

For **HINDCON SOLUTIONS PVT. LTD.**

(Sanjay Goenka)

(Director)

(DIN No.00848190)

For **HINDCON SOLUTIONS PVT. LTD.**

(Kalyan Ghosh)

(Whole Time Director)

(DIN No.07160688)

Notes to the Standalone Financial Statements for the year ended 31 March 2023

1 Company Overview

Hindcon Solutions Private Limited (the "Company") is a private limited company incorporated in India on 26.12.2008 vide CIN No. U51109WB2008PTC131488. The main object of the Company is trading in general merchandise goods.

2 Basis of preparation

2.1 Statement of Compliance

These Standalone Financial Statements have been prepared in accordance with the Indian Accounting Standards (Ind AS), under the historical cost convention on accrual basis, except for certain financial instruments which are measured at Fair values, as prescribed by Ministry of Corporate Affairs pursuant to Section 133 of the Companies Act, 2013 (the Act), read with the Companies (Indian Accounting Standards) Rules, 2015 and relevant amendment rules issued thereafter.

2.2 Functional and presentation currency

The financial statements have been presented in Indian Rupees (₹) which is also the Company's presentation currency. All financial information presented in ₹ has been rounded off to the nearest lacs as per the requirements of Schedule III, unless otherwise stated.

2.3 Basis of measurement

The financial statements have been prepared on historical cost convention on the accrual basis, except for the following items:
(i) Certain financial assets and financial liabilities measured at fair value;

Fair value is the price that would be received on the sale of an asset or paid to transfer a liability in an orderly transaction between market participants at the measurement date under current market conditions, regardless of whether that price is directly observable or estimated using another valuation technique. In determining the fair value of an asset or a liability, the Group takes into account the characteristics of the asset or liability if market participants would take those characteristics into account when pricing the asset or liability at the measurement date.

2.4 Use of judgments and estimates

The preparation of the Standalone Financial Statements in conformity with Ind AS required the management to make estimates, assumptions and judgements. These estimates, judgement and assumptions affect the application of accounting policies and the reported amounts of assets and liabilities, the disclosures of contingent assets and liabilities at the date of the Standalone financial statements and reported amounts of revenues and expenses during the period. The application of accounting policies that require critical accounting estimates, which involve complex and subjective judgements and the use of assumptions in these financial statements, have been disclosed in Note 2.5. Accounting estimates could change from period to period. Actual results could differ from those estimates. Appropriate changes in estimates are made as management becomes aware of changes in circumstances surrounding the estimates. Changes in estimates and judgements are reflected in the financial statements in the period in which change are made and, if material, their effects are disclosed in the notes to the Standalone financial statements.

2.5 Critical accounting estimates and judgements

Information about significant judgements and key sources of estimation made in applying accounting policies that have the most significant effects on the amounts recognized in the financial statements is included in the following notes:

Revenue Recognition

Revenue is recognised upon transfer of control of promised products or services to customers in an amount that reflects the consideration which the Company expects to receive in exchange for those products or services. Revenue is measured based on the transaction price, which is the consideration, adjusted for volume discounts, price concessions and incentives, if any, as specified in the contract with the customer. The Company exercises judgment in determining whether the performance obligation is satisfied at a point in time or over a period of time. The Company considers indicators such as how customer consumes benefits as services are rendered or who controls the asset as it is being created or existence of enforceable right to payment for performance to date and alternate use of such product or service, transfer of significant risks and rewards to the customer, acceptance of delivery by the customer, etc.

Smmy



12/5



Notes to the Standalone Financial Statements for the year ended 31 March 2023

Recognition of Deferred Tax Assets

The extent to which deferred tax assets can be recognized is based on an assessment of the probability of the Company's future taxable income against which the deferred tax assets can be utilized. In addition, significant judgement is required in assessing the impact of any legal or economic limits.

Provisions and Contingencies

The assessments undertaken in recognising provisions and contingencies have been made in accordance with Indian Accounting Standards (Ind AS) 37, 'Provisions, Contingent Liabilities and Contingent Assets'. The evaluation of the likelihood of the contingent events is applied best judgement by management regarding the probability of exposure to potential loss.

2.6 Measurement of fair values

A number of the Company's accounting policies and disclosures require the measurement of fair values, for both financial and non-financial assets and liabilities.

The Company has an established control framework with respect to the measurement of fair values. The management regularly reviews significant unobservable inputs and valuation adjustments.

Fair values are categorized into different levels in a fair value hierarchy based on the inputs used in the valuation techniques as follows.

- Level 1: quoted prices (unadjusted) in active markets for identical assets or liabilities.
- Level 2: inputs other than quoted prices included in Level 1 that are observable for the asset or liability, either directly (i.e. as prices) or indirectly (i.e. derived from prices).
- Level 3: inputs for the asset or liability that are not based on observable market data (unobservable inputs).

When measuring the fair value of an asset or a liability, the Company uses observable market data as far as possible. If the inputs used to measure the fair value of an asset or a liability fall into different levels of the fair value hierarchy, then the fair value measurement is categorized in its entirety in the same level of the fair value hierarchy as the lowest level input that is significant to the entire measurement.

2.7 Operating Cycle

The Company presents assets and liabilities in the balance sheet based on current/non-current classification.

The asset/liability is classified as current if it satisfies any of the following conditions :

- a) The asset/liability is expected to be realised/settled in the Company's normal operating cycle;
- b) The asset is intended for sale or consumption;
- c) The asset/liability is held primarily for the purpose of trading;
- d) The asset/liability is expected to be realized/settled within twelve months after the reporting period;
- e) the asset is cash or cash equivalent unless it is restricted from being exchanged or used to settle a liability for at least 12 months after the reporting date
- f) In case of a liability, the Company does not have an unconditional right to defer settlement of the liability for at least 12 months after the reporting date

The Company classifies all other assets and liabilities as non-current.

For the purpose of current/non-current classification of assets and liabilities, the Company has ascertained its normal operating cycle as 12 months. This is based on the nature of services and the time between the acquisition of assets or inventories for processing and their realization in cash and cash equivalents.

2.8 Recent accounting pronouncements

The Ministry of Corporate Affairs (MCA) notifies new standards or amendments to the existing standards under Companies (Indian Accounting Standards) Rules as issued from time to time. On March 31, 2023, MCA amended the Companies (Indian Accounting Standards) Amendment Rules, 2023 as below :

- i) *IND AS 1, Presentation of Financial Statements* - This amendment requires the entities to disclose their material accounting policies rather than their significant accounting policies. The effective date for adoption of this amendment is annual periods beginning on or after April 1, 2023. The Company has evaluated the amendment and the impact of the amendment is insignificant in the standalone financial statements.



Notes to the Standalone Financial Statements for the year ended 31 March 2023

ii) *IND AS 8, Accounting Policies, Changes in Accounting Estimates and Errors* - This amendment has introduced a definition of "accounting estimates" and included amendments to Ind AS 8 to help entities distinguish changes in accounting policies from changes in accounting estimates. The effective date for adoption of this amendment is annual periods beginning on or after April 1, 2023. The Company has evaluated the amendment and there is no impact on its Standalone financial statements.

iii) *IND AS 12, Income Taxes* - This amendment has narrowed the scope of the initial recognition exemption so that it does not apply to transactions that give rise to equal and offsetting temporary differences. The effective date for adoption of this amendment is annual periods beginning on or after April 1, 2023. The Company has evaluated the amendment and there is no impact on its Standalone financial statements.

3 Significant accounting policies

3.1 Investment in Associate

Investments in associate is carried at cost less accumulated impairment losses, if any. Where an indication of impairment exists, the carrying amount of investment is assessed and an impairment provision is recognised, if required immediately, to its recoverable amount. On disposal of such investments, difference between the net disposal proceeds and carrying amount is recognised in the Statement of Profit and Loss.

3.2 Financial instruments

A financial instrument is any contract that gives rise to a financial asset of one entity and a financial liability or equity instrument of another entity.

i. Financial Assets

Initial recognition and measurement

All financial assets are initially recognized when the Company becomes a party to the contractual provisions of the instruments. A financial asset is initially measured at fair value plus, in the case of financial assets not recorded at fair value through profit or loss, transaction costs that are attributable to the acquisition of the financial asset.

Subsequent measurement

For purposes of subsequent measurement, financial assets are classified in three categories:

Financial assets measured at amortised cost

A debt instrument is measured at amortised cost if it is held within a business model whose objective is to hold the asset in order to collect contractual cash flows and the contractual terms of the financial asset give rise on specified dates to cash flows that are solely payments of principal and interest on the principal amount outstanding.

Financial assets measured at FVTOCI

A debt instrument is measured at FVTOCI if it is held within a business model whose objective is achieved by both collecting contractual cash flows and selling financial assets and the contractual terms of the financial asset give rise on specified dates to cash flows that are solely payments of principal and interest on the principal amount outstanding.

Debt instruments meeting these criteria are measured initially at fair value plus transaction costs. They are subsequently measured at fair value with any gains or losses arising on remeasurement recognized in other comprehensive income, except for impairment gains or losses and foreign exchange gains or losses. Interest calculated using the effective interest method is recognized in the Statement of Profit and Loss in investment income.

Financial assets measured at FVTPL

FVTPL is a residual category for debt instruments. Any debt instrument, which does not meet the criteria for categorization as amortized cost or as FVTOCI, is classified as FVTPL. In addition, the Company may elect to designate a debt instrument, which otherwise meets amortized cost or FVTOCI criteria, as at FVTPL. Debt instruments included within the FVTPL category are measured at fair value with all changes recognized in the Statement of Profit and Loss.



Notes to the Standalone Financial Statements for the year ended 31 March 2023

Other equity investments

All equity investments in scope of Ind AS 109 are measured at fair value. Equity instruments which are, held for trading are classified as at FVTPL. For all other equity instruments, the Company may make an irrevocable election to present in other comprehensive income subsequent changes in the fair value. The Company makes such election on an instrument-by-instrument basis. The classification is made on initial recognition and is irrevocable. In case the Company decides to classify an equity instrument as at FVTOCI, then all fair value changes on the instrument, excluding dividends, are recognized in the OCI. There is no recycling of the amounts from OCI to P&L, even on sale of investment.

Derecognition

The Company derecognizes a financial asset on trade date only when the contractual rights to the cash flows from the asset expire, or when it transfers the financial asset and substantially all the risks and rewards of ownership of the asset to another entity.

Impairment of Financial Assets

The Company assesses at each date of balance sheet whether a financial asset or a group of financial assets is impaired. Ind AS 109 requires expected credit losses to be measured through a loss allowance. The Company recognizes lifetime expected losses for all contract assets and/ or all trade receivables that do not constitute a financing transaction. For all other financial assets, expected credit losses are measured at an amount equal to the 12 month expected credit losses or at an amount equal to the life time expected credit losses if the credit risk on the financial asset has increased significantly since initial recognition.

ii. Financial liability

Initial recognition and measurement

Financial liabilities are classified, at initial recognition, as fair value through profit or loss, loans and borrowings, payables or as derivatives, as appropriate. All financial liabilities are recognized initially at fair value and, in the case of loans and borrowings and payables, net of directly attributable transaction costs.

Subsequent measurement

For purposes of subsequent measurement, financial liabilities are classified in following categories:

Financial liabilities measured through FVTPL

A financial liability is classified as at FVTPL if it is classified as held-for-trading, or it is a derivative or it is designated as such on initial recognition. Financial liabilities at FVTPL are measured at fair value and net gains and losses, including any interest expense, are recognised in profit or loss.

Financial liabilities measured at amortised cost

Other financial liabilities are subsequently measured at amortised cost using the effective interest method. Interest expense and any gain or loss on derecognition are recognised in profit or loss.

Interest bearing loans and borrowings are subsequently measured at amortised cost using the EIR method. Gains and losses are recognised in profit or loss when the liabilities are derecognised as well as through the EIR amortisation process. For trade and other payables maturing within one year from the balance sheet date, the carrying amounts approximates fair value due to the short maturity of these instruments.

Derecognition


A financial liability (or a part of a financial liability) is derecognized when the obligation specified in the contract is discharged or cancelled or expires.

iii. Offsetting of financial instruments

Financial assets and liabilities are offset and the net amount reported in the balance sheet when there is a legally enforceable right to offset the recognized amounts and there is an intention to settle on a net basis or realize the asset and settle the liability simultaneously. The legally enforceable right must not be contingent on future events and must be enforceable in the normal course of business and in the event of default, insolvency or bankruptcy of the counterparty.

3.3 Inventories

Inventories are valued at Cost or Net Realizable Value, whichever is lower. Costs incurred in bringing each product to its present location and condition are as follows:



Notes to the Standalone Financial Statements for the year ended 31 March 2023

The cost of inventories is based on the first-in first-out (FIFO) formula, and includes expenditure incurred in acquiring the inventories and other costs including octroi and other levies, transit insurance and receiving charges incurred in bringing them to their present location and condition.

Net realizable value is the estimated selling price in the ordinary course of business, less estimated costs of completion and estimated costs necessary to make the sale.

Assessment of net realisable value is made at each subsequent reporting date. When the circumstances that previously caused inventories to be written down below cost no longer exist or when there is clear evidence of an increase in net realisable value because of changed economic circumstances, the amount of the write-down is reversed.

3.4 Impairment of non-financial assets

The Company assesses, at each reporting date, whether there is an indication that an asset may be impaired. An asset is treated as impaired when the carrying cost of the asset exceeds its recoverable value being higher of value in use and net selling price. Value in use is computed at net present value of cash flow expected over the balance useful lives of the assets. For the purpose of assessing impairment, assets are grouped at the lowest levels for which there are separately identifiable cash inflows which are largely independent of the cash inflows from other assets or group of assets (Cash Generating Units – CGU).

An impairment loss is recognized as an expense in the Statement of Profit and Loss in the year in which an asset is identified as impaired. The impairment loss recognized in earlier accounting period is reversed if there has been an improvement in recoverable amount.

3.5 Employee Benefits

i) Short Term Benefits

Short term employee benefit obligations are measured on an undiscounted basis and are expensed as the related services are provided. Liabilities for wages and salaries, including non-monetary benefits that are expected to be settled wholly within twelve months after the end of the period in which the employees render the related service are recognized in respect of employees' services up to the end of the reporting period.

ii) Post-Employment Benefits

The Company does not operate any post employment benefit scheme as it is not liable to pay any benefits under these plans due to the fact that the number of employees of the Company is less than the threshold limit required under the relevant Act which makes it mandatory to pay such benefits by the company.

3.6 Provisions, Contingent Liabilities and Contingent Assets

i) Provisions

Provisions are recognized when there is a present obligation (legal or constructive) as a result of a past event and it is probable that an outflow of resources embodying economic benefits will be required to settle the obligation and a reliable estimate can be made of the amount of the obligation. Provisions are determined by discounting the expected future cash flows (representing the best estimate of the expenditure required to settle the present obligation at the balance sheet date) at a pre-tax rate that reflects current market assessments of the time value of money and the risks specific to the liability. The unwinding of the discount is recognized as finance cost.

ii) Onerous Contracts

Present obligations arising under onerous contracts are recognized and measured as provisions. An onerous contract is considered to exist when a contract under which the unavoidable costs of meeting the obligations exceed the economic benefits expected to be received from it.

iii) Contingent Liabilities

Contingent liability is a possible obligation arising from past events and the existence of which will be confirmed only by the occurrence or non-occurrence of one or more uncertain future events not wholly within the control of the Company or a present obligation that arises from past events but is not recognized because it is not possible that an outflow of resources embodying economic benefit will be required to settle the obligations or reliable estimate of the amount of the obligations cannot be made. The Company discloses the existence of contingent liabilities in other Notes to Financial Statements.



Notes to the Standalone Financial Statements for the year ended 31 March 2023

iv) Contingent Assets

Contingent assets usually arise from unplanned or other unexpected events that give rise to the possibility of an inflow of economic benefits. Contingent Assets are not recognized though are disclosed, where an inflow of economic benefits is probable.

3.7 Revenue Recognition

Revenue is recognized to the extent that it is probable that the economic benefits will flow to the Company and the revenue can be reliably measured, regardless of when the payment is being made. Revenue is measured at the fair value of the consideration received or receivable, taking into account contractually defined terms of payment and excluding taxes or duties collected on behalf of the Government.

a) Sale of Goods

Sale of goods is recognised at the point in time when control of the goods is transferred to the customer. The revenue is measured on the basis of the consideration defined in the contract with a customer, including variable consideration, such as discounts, volume rebates, or other contractual reductions. As the period between the date on which the Company transfers the promised goods to the customer and the date on which the customer pays for these goods is generally one year or less, no financing components are taken into account.

u) Interest Income

For all financial instruments measured at amortized cost, Interest income is recorded using the effective interest rate (EIR). EIR is the rate that exactly discounts the estimated future cash receipts over the expected life of the financial instrument or a shorter period, where appropriate, to the gross carrying amount of the financial asset.

c) Dividend Income

Dividend Income from investments is recognized when the Company's right to receive payment has been established.

3.8 Income tax

Income tax expense comprises of current and deferred tax. Current tax and deferred tax is recognized in the statement of profit and loss except to the extent that it relates to items recognized directly in equity or in other comprehensive income.

i. Current tax

Current tax liabilities (or assets) for the current and prior periods are measured at the amount expected to be paid to (recovered from) the taxation authorities using the tax rates (and tax laws) that have been enacted or substantively enacted, at the end of the reporting period.

ii. Deferred tax

Deferred Income Tax assets and liabilities are recognised for all temporary differences arising between the tax bases of assets and liabilities, and their carrying amounts in the financial statements. Deferred income tax assets and liabilities are measured using the tax rates and tax laws that have been enacted or substantively enacted by the Balance Sheet date. These are expected to apply in the years in which those temporary differences are expected to be recovered or settled. The effect of changes in tax rates on deferred income tax assets and liabilities is recognised as income or expenses in the period that includes the enactment or the substantive enactment date.

A Deferred income tax asset is recognized to the extent that it is probable that future taxable profit will be available against which the deductible temporary differences and tax losses can be utilized.

The carrying amount of deferred income tax asset is reviewed at the end of each reporting period and are reduced to the extent that it is no longer probable that the related tax benefit will be realized.

Deferred tax relating to items recognized outside the Statement of Profit and Loss is recognized either in other comprehensive income or in equity. Deferred tax items are recognized in correlation to the underlying transaction either in OCI or directly in equity.

The Company offsets deferred tax assets and deferred tax liabilities when there is a legally enforceable right to offset current tax assets and liabilities and when the deferred tax balance relate to the same taxation authority. Current tax assets and liabilities are offset where the Company has a legally enforceable right to offset and intends either to settle on a net basis or to realise the asset and settle the liability simultaneously.



Notes to the Standalone Financial Statements for the year ended 31 March 2023

3.9 Earnings per Share

Basic earnings per share is calculated by dividing the net profit or loss for the period attributable to equity shareholders by the weighted average number of equity shares outstanding during the period.

For the purpose of calculating diluted earnings per share, the net profit or loss for the period attributable to equity shareholders and the weighted average number of shares outstanding during the period are adjusted for the effects of all dilutive potential equity shares.

3.10 Cash and Cash Equivalents

Cash and cash equivalents in the balance sheet comprise cash at banks and on hand and short term deposits with an original maturity of three months or less, which are subject to an insignificant risk of change in value.

3.11 Cash Flow Statement

Cash flows are reported using the indirect method, whereby profit for the period is adjusted for the effects of transactions of a non-cash nature, any deferrals or accruals of past or future operating cash receipts or payments and item of income or expenses associated with investing or financing cash flows. The cash flows from operating, investing and financing activities of the Company are segregated.



Hindcon Solutions Private Limited
(Formerly Padmalaya Vinimay Pvt Ltd)
CIN No.: U51109WB2008PTC131488

Notes to the Standalone Financial Statements for the year ended 31 March 2023

(₹ in Lacs)

4 Non-current investments

	Face Value per Share	Quantity (Nos.)		Amount	
		As at 31 March 2023	As at 31 March 2022	As at 31 March 2023	As at 31 March 2022
Quoted					
Investments in equity instruments					
In Associate (at cost)					
Hindcon Chemicals Ltd	10	25,66,100	25,66,100	253.78	253.78
Quoted					
Investments in equity instruments					
At fair value through other comprehensive income					
Adani Ports & Special Economic Zone Ltd	2	1,500	6,500	9.48	50.32
Adani Power Ltd	10	2,000	2,000	3.83	3.70
Aditya Birla Capital Ltd	10	4,500	10,000	6.91	10.77
AJR Infra & Tooling Ltd	2	10,000	10,000	0.10	0.18
Aurum PropTech Ltd	5	2,000	300	2.07	0.36
Bharat Petroleum Corporation Ltd	10	2,000	2,000	6.89	8.50
Black box Ltd	2	2,500	-	2.33	-
Borosil Renewables Ltd	1	-	1,000	-	3.31
Emami Realty Ltd	2	15,700	15,700	9.64	9.40
FCS Software Solutions Ltd	1	1,10,481	-	2.21	-
Gail (India) Ltd	10	18,300	18,300	28.86	28.49
GTL Infrastructure Ltd	10	1,00,000	1,00,000	0.70	1.47
Haldyn Glass Ltd	1	-	2,000	-	0.85
Hathway Cables & Datacom Ltd	2	5,000	5,000	0.65	0.86
HDFC Bank Ltd	1	100	100	1.61	1.47
Himadri Speciality Chemicals Ltd	1	4,000	4,000	3.49	2.97
Hindustan Construction Company Ltd	1	5,000	5,000	0.69	0.79
HUDCO Ltd	10	5,000	5,000	2.16	1.64
Indiabulls Real Estates Ltd	2	10,000	-	4.89	-
Jaiprakash Associates Ltd	2	1,40,000	1,50,000	9.73	12.48
Jaiprakash Power Ventures Ltd	10	25,000	25,000	1.39	1.70
Lincoln Pharmaceuticals Ltd	10	500	500	1.70	1.56
Lumax Industries Ltd	10	-	81	-	0.72
Mchally Bharat Engineering Ltd	10	50,000	50,000	1.63	2.58
Minda Corporation Ltd	2	-	2,500	-	5.17
NMDC Ltd	1	1,500	-	1.67	-
Orient Cement Ltd	1	18,000	18,000	19.79	25.63
Punjab National Bank Ltd	2	2,500	15,000	1.17	5.26
Rail Vikas Nigam Ltd	10	5,000	5,000	3.43	1.64
Rushil Décor Ltd	10	1,000	-	2.62	-
Shree Cements Ltd	10	35	35	9.17	8.40
	1	2,000	2,000	2.24	1.79
Sterling & Wilson Solar Ltd	1	500	500	1.46	1.59
Tata Steels Ltd	1	200	200	2.09	2.61
The Indian Hume Pipe Company Ltd	2	13,000	13,000	15.78	23.16
The Tata Power Company Ltd	1	1,000	1,000	1.90	2.39
U. Y. Fincorp Ltd	5	35,000	35,000	4.55	5.03
UCO Bank Ltd	10	-	10,000	-	1.19
Vishal Fabrics Ltd	5	2,325	2,325	0.38	0.82
Yes Bank Ltd	2	5,000	10,000	0.73	1.21
Total				421.72	483.79

Aggregate carrying value of quoted investments	421.72	483.79
Aggregate carrying value of unquoted investments	-	-
Aggregate market value of quoted investments	421.72	483.79
Aggregate amount of Impairment in value of investments	-	-

5 Deferred Tax Assets (Net)

Deferred Tax Assets
Investments

Total

	As at 31 March 2023	As at 31 March 2022
Investments	5.18	2.12
Total	5.18	2.12

Movement in deferred tax liabilities/ (assets) balances during the year ended 31 March 2023

Deferred tax (liabilities)/assets in relation to:
Investments

Opening Balance	Recognised in statement of profit and loss	Recognised in OCI	Closing Balance
2.12	-	3.06	5.18
2.12		3.06	5.18

Sm



R



Notes to the Standalone Financial Statements for the year ended 31 March 2023

Movement in deferred tax liabilities/ (assets) balances during the year ended 31 March 2022

	(₹ in Lacs)			
	Opening Balance	Recognised in statement of profit and loss	Recognised in OCI	Closing Balance
Deferred tax (liabilities)/assets in relation to:				
Investments	3.98	-	-1.86	2.12
MAT Credit	10.88	-10.88	-	-
Total	14.86	-10.88	-1.86	2.12

Deferred Tax Asset amounting to ₹ 48.03 Lacs as at March, 31 2023 (March 31, 2022 ₹ 49.11 Lacs) on Long Term Capital losses carried forward has not been recognised due to uncertainty surrounding availability of future Long Term Capital Gains against which such losses can be offset.

6 Cash and cash equivalents

Balances with banks
- In current accounts
Cash on hand

Total

	As at 31 March 2023	As at 31 March 2022
	7.00	2.40
	0.82	0.22
Total	7.82	2.62

7 Other bank balances

Balances with banks
- In deposits accounts*

Total

	As at 31 March 2023	As at 31 March 2022
	14.62	0.80
Total	14.62	0.80

*Represents deposits with original maturity of more than 3 months having remaining maturity of less than 12 months from the Balance Sheet date

8 Loans

Loan Given (unsecured, considered good)
- To others

Total

	As at 31 March 2023	As at 31 March 2022
	107.98	40.00
Total	107.98	40.00

8.1 Other Loan primarily represents loans given to other entities to be used in the ordinary course of business. (Please see note no.29)

8.2 The Company have not advanced or loaned or invested funds to any other person(s) or entity(ies), including foreign entities (Intermediaries) with the understanding that the Intermediary shall:

- (a) directly or indirectly lend or invest in other persons or entities identified in any manner whatsoever by or on behalf of the company (Ultimate Beneficiaries) or
(b) provide any guarantee, security or the like to or on behalf of the Ultimate Beneficiaries

8.3 There are no outstanding loans/advances in the nature of loan from promoters, key management personnel or other officers of the Company.

Other financial assets

Interest accrued on Loans

Total

As at 31 March 2023		As at 31 March 2022	
Non Current	Current	Non Current	Current
-	-	-	5.13
-	-	-	5.13

10 Current tax asset

Advance Payment of Tax (including TDS & TCS)

Total

	As at 31 March 2023	As at 31 March 2022
	7.90	26.90
Total	7.90	26.90

11 Other assets

Other Receivables

Total

As at 31 March 2023		As at 31 March 2022	
Non Current	Current	Non Current	Current
-	2.52	-	3.85
-	2.52	-	3.85

Sm



R



Notes to the Standalone Financial Statements for the year ended 31 March 2023

12 Equity share capital

Authorised

4,05,000 Equity Shares of ₹ 10 each
(as at March 31, 2022 : 4,05,000 Equity Shares of ₹ 10 each)

Issued, subscribed and fully paid-up

4,03,500 Equity Shares of ₹ 10 each
(as at March 31, 2022 : 4,03,500 Equity Shares of ₹ 10 each)

(₹ in Lacs)	
As at 31 March 2023	As at 31 March 2022
40.50	40.50
40.35	40.35

12.1 Reconciliation of number of equity shares outstanding at the beginning and at the end of the period

Balance as at the beginning of the year
Add: Issued during the year

Balance as at the end of the year

As at 31 March 2023		As at 31 March 2022	
Number	Amount	Number	Amount
4,03,500	40.35	4,03,500	40.35
4,03,500	40.35	4,03,500	40.35

12.2 Rights, preferences and restrictions attaching to Equity Shares

The Company has only one class of equity shares having a par value of ₹ 10 each. Each holder of equity shares is entitled to one vote per share. The Company declares and pays dividend in Indian rupee. The dividend proposed by the Board of Directors is subject to the approval of the shareholders in the ensuing Annual General Meeting except in case of interim dividend. In the event of liquidation, the equity shareholders of the company are eligible to receive the remaining assets of the company after distribution of all preferential amounts in proportion to their shareholding.

12.3 3,93,500 Equity Shares of the company are held by its Holding Company, Hindcon Chemicals Ltd (March 31, 2022 : 3,93,500 Equity Shares)

12.4 No shares have been reserved for issue under options and contracts / commitments for the sale of shares / disinvestment as at the balance sheet date.

12.5 No convertible securities has been issued by the Company during the year.

12.6 No calls are unpaid by any Director and officer of the Company during the year.

12.7 Aggregate number of bonus shares issued, share issued for consideration other than cash and shares bought back during the period of five years immediately preceding the reporting date

Equity Shares allotted as fully paid bonus shares **
Equity Shares allotted as fully paid for consideration other than cash
Equity Shares bought back

As At 31 March, 2023 No. of Shares	As At 31 March, 2022 No. of Shares
-	-
-	-
-	-

12.8 Particulars of shareholders holding more than 5% shares of fully paid up equity shares

Name of the Shareholder

Hindcon Chemicals Ltd

As at 31 March 2023		As at 31 March 2022	
Number	% of total shares in the class	Number	% of total shares in the class
3,93,500	97.52	3,93,500	97.52

12.9 Disclosure of share holdings of Promoters as at the end of the year :

Name of the Promoter/Promoter Group

Hindcon Chemicals Ltd .
Sanjay Goenka

As at 31 March 2023			As at 31 March 2022		
Number	% of total shares in the class	% change during the year	Number	% of total shares in the class	% change during the year
3,93,500	97.52	-	3,93,500	97.52	-
10,000	2.48	-	10,000	2.48	-

Sanjay



R



Notes to the Standalone Financial Statements for the year ended 31 March 2023

13 Other equity

		(₹ in Lacs)	
Components	Note	As at 31 March 2023	As at 31 March 2022
Securities premium	a	354.15	354.15
Retained earnings	b	209.31	166.40
Other comprehensive income	c	-46.04	-19.17
		517.42	501.38

a) **Securities premium**
 Balance at the Beginning of the year
 Changes during the year

 Balance at the end of the year

b) **Retained earnings**
 Balance at the Beginning of the year
 Profit for the year
 Dividend
 Transfer within Equity*

 Balance at the end of the year

c) **Other comprehensive income**
 Balance at the Beginning of the year
 Changes during the year
 Transfer within Equity*

 Balance at the end of the year

	As at 31 March 2023	As at 31 March 2022
Balance at the Beginning of the year	354.15	354.15
Balance at the end of the year	354.15	354.15
Balance at the Beginning of the year	166.40	138.23
Profit for the year	22.59	52.87
Dividend	-	-36.32
Transfer within Equity*	20.32	11.62
Balance at the end of the year	209.31	166.40
Balance at the Beginning of the year	-19.17	-32.86
Changes during the year	-6.55	25.31
Transfer within Equity*	-20.32	-11.62
Balance at the end of the year	-46.04	-19.17

The description of the nature and purpose of each reserve within equity is as follows:

(a) **Securities premium:** This represents amount received towards issue of equity shares over their face value. This amount can be utilised in accordance with the provisions of Companies Act, 2013.

(b) **Retained earnings:** Retained earnings are the profits that the Company has earned till date, less any transfers to general reserve, dividends of other distributions paid to shareholders.

* Represents gain/(loss) on sale of investments carried at fair value through other comprehensive income re-classified from OCI.

14 Trade payables

Total Outstanding Dues of Micro and small Enterprises
 Total Outstanding Dues of creditors other than Micro and small Enterprises

Total

	As at 31 March 2023	As at 31 March 2022
Total Outstanding Dues of Micro and small Enterprises	-	-
Total Outstanding Dues of creditors other than Micro and small Enterprises	1.05	0.82
Total	1.05	0.82

11 Amount due to Micro and small enterprises as defined in "The Micro, Small and Medium Enterprises Development Act, 2006" has been determined to the extent such parties have been identified on the basis of information available with the Company. The disclosures relating to micro and small enterprises (MSME) is as below :

	As at 31 March 2023	As at 31 March 2022
a. The principal amount and the interest due thereon remaining unpaid to any supplier as at the end of accounting year	-	-
b. Interest paid by the buyer under MSMED Act, 2006 along with the amounts of the payment made to the supplier beyond the appointed-day during each accounting year	-	-
c. Interest due and payable for the period (where the principal has been paid but interest under the MSMED Act, 2006 not paid)	-	-
d. The amount of interest accrued and remaining unpaid at the end of accounting year	-	-
e. Interest due and payable even in the succeeding year, until such date when the interest dues as above are actually paid to the small enterprise, for the purpose of disallowance as a deductible expenditure under section 23.	-	-






Notes to the Standalone Financial Statements for the year ended 31 March 2023

14.2 Trade payables ageing schedule for the year ended March 31, 2023 were as follows:

Particulars	Outstanding as on March 31, 2023 from the date of transaction					(₹ in Lacs)
	Unbilled Dues	Less than 1 year	1-2 years	2-3 years	More than 3 years	Total
(i) Undisputed Dues - MSME	-	-	-	-	-	-
(ii) Undisputed Dues - Others	0.85	0.20	-	-	-	1.05
(iii) Disputed dues – MSME	-	-	-	-	-	-
(iv) Disputed dues - Others	-	-	-	-	-	-
Total	0.85	0.20	-	-	-	1.05

14.3 Trade payables ageing schedule for the year ended March 31, 2022 were as follows:

Particulars	Outstanding as on March 31, 2022 from the date of transaction					
	Unbilled Dues	Less than 1 year	1-2 years	2-3 years	More than 3 years	Total
(i) MSME	-	-	-	-	-	-
(ii) Others	0.62	0.20	-	-	-	0.82
(iii) Disputed dues – MSME	-	-	-	-	-	-
(iv) Disputed dues - Others	-	-	-	-	-	-
Total	0.62	0.20	-	-	-	0.82

15 Other liabilities

Statutory Dues

Total

As at 31 March 2023		As at 31 March 2022	
Non Current	Current	Non Current	Current
-	0.07	-	0.06
-	0.07	-	0.06

16 Current tax liabilities

Provision for Tax

Total

As at 31 March 2023	As at 31 March 2022
8.85	22.60
8.85	22.60

17 Revenue from operations

Sale of Goods

Total revenue from operations

Year ended 31 March 2023	Year ended 31 March 2022
394.43	291.66
394.43	291.66

17.1 Nature of goods and services

The Company is engaged in trading of cereals, pulses and food grains and generates revenue from the same. It is also the only reportable segment of the Company.

2 Disaggregation of revenue for the year

In the following table, revenue is disaggregated by primary geographical market and major products lines.

Particulars	Year ended March 31, 2023	Year ended March 31, 2022
Based on major products		
- Cereals, Pulses and Foods Grains	394.43	291.66
	394.43	291.66
Based on Geographical region		
- India	394.43	291.66
- Outside India	-	-
	394.43	291.66
Based on Timing of Revenue		
- At a point in time	394.43	291.66
- Overtime	-	-
	394.43	291.66
Based on Contract Duration		
- Long Term	-	-
- Short Term	394.43	291.66
	394.43	291.66

Smjny



R.



Notes to the Standalone Financial Statements for the year ended 31 March 2023

17.3 Contract Balances

The following table provides information about receivables, contract assets and contract liabilities from contracts with customers :

Contract Balances

Particulars	(₹ in Lacs)	
	Year ended March 31, 2023	Year ended March 31, 2022
Receivables, which are included in "Trade Receivables"	-	-
Contract Assets	-	-
Contract Liabilities	-	-

17.4 Other Information

Particulars	Year ended March 31, 2023	Year ended March 31, 2022
Transaction Price allocated to the remaining performance obligations	Nil	Nil
The amount of revenue recognised in the current period that was included in the opening contract liability balance	Nil	Nil

Performance Obligations - The Company satisfies the performance obligations for goods on shipment/despatch, as the case may be.

18 Other income

Interest income
 Dividend income
 Other non-operating income
 - Miscellaneous Income

Total

Interest income comprises interest from:

- a) Deposits with banks - carried at amortised cost
- b) Other financial assets measured at amortised cost
- c) Others (From Statutory Authorities)

Total

Dividend income comprises Dividend from:

- a) Investments carried at Fair Value through other comprehensive income

Total

	Year ended 31 March 2023	Year ended 31 March 2022
Interest income	6.23	9.00
Dividend income	20.97	67.13
Other non-operating income - Miscellaneous Income	1.92	4.71
Total	29.12	80.84
Interest income comprises interest from:		
a) Deposits with banks - carried at amortised cost	1.39	1.38
b) Other financial assets measured at amortised cost	4.50	7.62
c) Others (From Statutory Authorities)	0.34	-
Total	6.23	9.00
Dividend income comprises Dividend from:		
a) Investments carried at Fair Value through other comprehensive income	20.97	67.13
Total	20.97	67.13

19 Purchase of stock-in-trade

Purchase of stock-in-trade

Total

	Year ended 31 March 2023	Year ended 31 March 2022
Purchase of stock-in-trade	387.83	285.87
Total	387.83	285.87

20 Employee benefits expense

Salaries and wages
 Staff welfare expenses

Total

	Year ended 31 March 2023	Year ended 31 March 2022
Salaries and wages	2.40	2.38
Staff welfare expenses	-	0.05
Total	2.40	2.43

20.1 During the year, the Company has recognised an amount of ₹ 1.20 Lacs (Previous Year 2021-22 : ₹ 1.18 Lacs) as remuneration to Key Managerial Personnel on account of short-term employee benefits.

21 Other Expenses

Travelling & Conveyance
 General Expenses
 Rates & Taxes
 Professional Charges
 Other Expenses
 Auditors' Remuneration

Total

	Year ended 31 March 2023	Year ended 31 March 2022
Travelling & Conveyance	0.38	0.19
General Expenses	0.52	0.33
Rates & Taxes	0.07	0.03
Professional Charges	0.26	-
Other Expenses	0.06	0.02
Auditors' Remuneration	0.77	0.68
Total	2.06	1.25

21.1 Details of auditors' remuneration and out-of-pocket expenses is as below:

- Statutory Audit fees
- Other Matters

0.47	0.35
0.30	0.33
0.77	0.68




Notes to the Standalone Financial Statements for the year ended 31 March 2023

22 Income taxes

		(₹ in Lacs)	
		Year ended 31 March 2023	Year ended 31 March 2022
A Amount recognised in the Statement of profit and loss	Current tax		
	Current period	8.67	22.60
	Adjustment for current tax of prior periods	-	-3.40
		8.67	19.20
	Deferred tax		
	Deferred tax for the year	-	-
	MAT Credit Reversed	-	10.88
		-	10.88
		8.67	30.08
			27.73%

		Year ended 31 March 2023	Year ended 31 March 2022
B Reconciliation of estimated Income tax expense at Indian statutory income tax rate to income tax expense reported in Standalone Statement of Profit and Loss	Profit/(loss) before tax	31.26	82.95
	Indian statutory income tax rate	25.168%	25.168%
	Estimated Income tax expense	7.87	20.88
Tax Effect of adjustments to reconcile expected tax expenses to reported tax expenses :	Tax on Capital Gain at different rates	0.94	1.54
	Excess Provision made in books	-0.14	0.18
	Adjustment for current tax of prior periods	-	-3.40
	Adjustment of MAT Credit	-	10.88
	Total Income Tax Expense	8.67	30.08
	Effective Income Tax Rate		

23 Earnings per Share

Earnings per share has been computed as under:

- (a) Profit for the year
- (b) Weighted average number of Ordinary shares outstanding for the purpose of basic/diluted earnings per share (Face Value ₹ 10 per share)
- (c) Earnings per share
- Basic [(a)/(b)]
 - Diluted [(a)/(b)]

	Year ended 31 March 2023	Year ended 31 March 2022
	22.59	52.87
	4,03,500	4,03,500
	5.60	13.10
	5.60	13.10

24 Related Party Disclosures

Parent

Hindcon Chemicals Ltd

Key Managerial Personnel (KMP)

Mr Kalyan Ghosh	Whole Time Director
Mr Sanjay Goenka	Director
Ms Vidisha Goenka	Director
Mr Vansh Goenka	Director (Appointed w.e.f. 03.01.2023)

Relatives of Key Managerial Personnel

Enterprises over which Key Managerial Personnel are able to exercise significant influence

Hindcon Chemicals Ltd

The following transactions were carried out with related parties in the ordinary course of business:

Nature of transaction	Name of related party	Transaction for the year ended		Balances As On	
		March 31, 2023	March 31, 2022	March 31, 2023	March 31, 2022
		Amount	Amount	Amount	Amount
Salary/Perquisites	Kalyan Ghosh	1.20	1.18	0.10	0.10
Dividend Paid	Hindcon Chemicals Ltd	-	35.42	-	-
	Sanjay Goenka	-	0.90	-	-
Investments in Equity Shares	Hindcon Chemicals Ltd	-	-	253.78	253.78
Dividend Received	Hindcon Chemicals Ltd	17.96	64.15	-	-

Outstanding balances at the year-end are unsecured and settlement occurs in cash.



K



Notes to the Standalone Financial Statements for the year ended 31 March 2023

25 Financial instruments and related disclosures

25.1 Fair value measurement

The fair values of the financial assets and liabilities are included at the amount at which the instrument could be exchanged in a current transaction between willing parties, other than in forced or liquidation sale.

The Company has established the following fair value hierarchy that categories the value into 3 levels. The inputs to valuation techniques used to measure fair value of financial instruments are:

Level 1: The hierarchy uses quoted (adjusted) prices in active markets for identical assets or liabilities.

Level 2: The fair value of financial instruments that are not traded in an active market (for example traded bonds, over the counter derivatives) is determined using valuation techniques which maximise the use of observable market data and rely as little as possible on company specific estimates. If all significant inputs required to fair value an instrument are observable, the instrument is included in Level 2.

Level 3: If one or more of the significant inputs is not based on observable market data, the instrument is included in Level 3.

The management assessed that trade receivables, cash and cash equivalent, trade payable and other financial assets and liabilities approximate their carrying amounts largely due to the short term maturities of these instruments.

25.2 Financial instruments by category

The following table shows fair values of financial assets and liabilities, including their levels in financial hierarchy, together with the carrying amounts shown in the statement of financial position. The table does not include fair value information for financial assets and financial liabilities not measured at fair value if the carrying amount is a reasonable approximation of fair value.

(₹ in Lacs)						
As at March 31, 2023						
	<u>Current/ Non Current</u>	<u>Fair Value through Profit or Loss</u>	<u>Fair Value through OCI</u>	<u>Amortised Cost</u>	<u>Total Carrying Value</u>	<u>Total Fair Value</u>
Financial Assets						
(i) Investments	Non Current	-	167.94	253.78	421.72	167.94
(ii) Cash and cash equivalents	Current	-	-	7.82	7.82	-
(iii) Other bank balances	Current	-	-	14.62	14.62	-
(iv) Loans	Current	-	-	107.98	107.98	-
Total		-	167.94	384.20	552.14	167.94
Financial Liabilities						
(i) Trade payables	Current	-	-	1.05	1.05	-
Total		-	-	1.05	1.05	-

As at March 31, 2022						
	<u>Current/ Non Current</u>	<u>Fair Value through Profit or Loss</u>	<u>Fair Value through OCI</u>	<u>Amortised Cost</u>	<u>Total Carrying Value</u>	<u>Total Fair Value</u>
Financial Assets						
(i) Investments	Non Current	-	230.01	253.78	483.79	230.01
(ii) Cash and cash equivalents	Current	-	-	2.62	2.62	-
(iii) Other bank balances	Current	-	-	0.80	0.80	-
(iv) Loans	Current	-	-	40.00	40.00	-
(v) Other financial assets	Current	-	-	5.13	5.13	-
Total		-	230.01	302.33	532.34	230.01
Financial Liabilities						
(i) Trade payables	Current	-	-	0.82	0.82	-
Total		-	-	0.82	0.82	-

Note: Investment in quoted shares are fair valued using L1 data. Also, refer Note 4.

25.3 Financial risk management

The Company has exposure to the following risks arising from financial instruments:

- (i) Credit risk
- (ii) Liquidity risk
- (iii) Market risk

Smim



Kr



Notes to the Standalone Financial Statements for the year ended 31 March 2023

Risk management framework

The Company's principal financial liabilities comprises of trade and other payables. The main purpose of these financial liabilities is to finance the Company's operations. The Company's principal financial assets include trade and other receivables, and cash & cash equivalents that derive directly from its operations.

The Company's activities expose it to a variety of financial risks, including market risk, credit risk and liquidity risk. The Company's primary risk management focus is to minimise potential adverse effects of market risk on its financial performance. The Company's exposure to credit risk is influenced mainly by the individual characteristic of each customer and the concentration of risk from the top few customers. The Company's risk management assessment and policies and processes are established to identify and analyse the risks faced by the Company, to set appropriate risk limits and controls, and to monitor such risks and compliance with the same. Risk assessment and management policies and processes are reviewed regularly to reflect changes in market conditions and the Company's activities.

This note presents information about the Company's exposure to each of the above risks, the Company's objectives, policies and processes for measuring and managing risk.

(i) Credit risk

Credit risk is the risk of financial loss of the Company if a customer or counterparty to a financial instrument fails to meet its contractual obligations, and arises principally from the Company's receivables from customers. Credit arises when a customer or counterparty does not meet its obligations under a financial instrument or customer contract, leading to a financial loss. The Company is exposed to credit risk from its operating activities (primarily trade receivables) and from its financing/investing activities, including deposits with bank. The Company has no significant concentration of credit risk with any counterparty. The carrying amount of financial assets represent the maximum credit risk exposure.

Trade receivable

The risk management committee has established a credit policy under which each new customer is analysed individually for creditworthiness before the Company's standard payment and delivery terms and conditions are offered. Concentration of credit risk with respect to trade and other receivables are limited due to limited number customers dealtwith by the company. Our historical experience of collecting receivables is that credit risk is low and there is not outstanding customer receivables at the end of the year.

(ii) Liquidity risk

Liquidity risk is defined as the risk that the Company will not be able to settle or meet its obligations on time or at reasonable price. Prudent liquidity risk management implies maintaining sufficient cash and marketable securities and the availability of funding through an adequate amount of credit facilities to meet obligations when due. The Company's finance team is responsible for liquidity, funding as well as settlement management. In addition, Processes and policies related to such risks are overseen by senior management. Management monitors the Company's liquidity position through rolling forecasts on the basis of expected cash flows.

The Company's approach to managing liquidity is to ensure, as far as possible, that it will have sufficient liquidity to meet its liabilities when they are due, under both normal and stressed conditions, without incurring unacceptable losses or risking damage to the Company's reputation.

Exposure to liquidity risk

The table below provides details regarding the remaining contractual maturities of financial liabilities and investments at the reporting date based on contractual undiscounted payments.

Particulars	(₹ in Lacs)					Total
	Below 3	3-6 months	6-12 months	1-5 years	Above 5 years	
As at 31 March 2023						
Trade payables	-	-	-	-	-	-
	-	-	-	-	-	-
As at 31 March 2022						
Trade payables	-	-	-	-	-	-
	-	-	-	-	-	-

(iii) Market risk

Market risk is the risk of loss of future earnings, fair value or future cash flows that may result from a change in the price of a financial instrument . The value of a financial instrument may change as a result of changes in the interest rates and other market changes that effect market risk sensitive instruments. Market risk is attributable to all market risk sensitive financial instruments including investments, receivables, payables and borrowings.

(a) Interest rate risk

Interest rate risk is the risk that the fair value or future cash flows of a financial instrument will fluctuate because of changes in market interest rates. The Company exposure to the risk of changes in market interest rates related primarily to the Company's short term borrowing with floating interest rates. The Company constantly monitors the credit markets and rebalances its financing strategies to achieve an optimal maturity profile and financing cost.




Notes to the Standalone Financial Statements for the year ended 31 March 2023

Exposure to interest rate risk

The interest rate profile of the Company's interest bearing financial instruments at the end of the reporting period are as follows:

Particulars	(₹ in Lacs)	
	As at 31 March 2023	As at 31 March 2022
Fixed rate instruments		
Financial assets	107.98	40.00
Financial liabilities	-	-
	107.98	40.00
Variable rate instruments		
Financial assets	-	-
Financial liabilities	-	-
	-	-

Sensitivity analysis

Fixed rate instruments that are carried at amortised cost are not subject to interest rate risk for the purpose of sensitive analysis.

Cash flow sensitivity analysis for variable rate instruments

Since the company is not having any variable rate debt financial instruments, there will be no effect of change in the market rate of interest on the profitability and the cash flows of the Company. Hence the table given below is not applicable.

Particulars	Profit or loss		Equity, net of tax	
	Strengthening	Weakening	Strengthening	Weakening
31 March 2023				
Variable rate instruments	-	-	-	-
Cash flow sensitivity (net)	-	-	-	-
31 March 2022				
Variable rate instruments	-	-	-	-
Cash flow sensitivity (net)	-	-	-	-

(b) **Equity price risk**

The Company is not exposed to equity risks arising from equity investments. Equity investments are held for strategic rather than trading purposes. The Company does not actively trade in these investments.

(c) **Currency risk**

The Company is not exposed to any currency risks.

26 **Capital management**

The Company's management objective are :

- to ensure the Company's ability to continue as a going concern
- to provide an adequate return to shareholders by pricing products and services commensurately with the level of risk.

The Company monitors capital on the basis of carrying amount of equity including retained earnings as presented on the face of Balance Sheet. The Company manages the capital structure and makes adjustments to it in the light of changes in economic conditions and the risk characteristics of the underlying assets. There is no change in the overall capital risk management strategy as compared to the last year.

Particulars		As at 31 March 2023	As at 31 March 2022
		Total debt (Bank and other borrowings)	A
Equity	B	557.77	541.73
Liquid investments including bank deposits	C	7.82	2.62
Debt to Equity (A / B)		-	-
Debt to Equity (net) [(A-C) / B]		-0.01	-0.00

27 **Contingent Liabilities and Commitments**

i) **Contingent Liabilities**

- a) Demands/Claims by various government authorities and others not acknowledged as debts by the Company:

As at 31 March 2023	As at 31 March 2022
-	-
-	-

ii) **Commitments**

- a) Capital Commitments

Estimated value of contracts remaining to be executed on capital account

As at 31 March 2023	As at 31 March 2022
-	-
-	-

S. Miny



Le



Hindcon Solutions Private Limited
(Formerly Padmalaya Vinimay Pvt Ltd)
CIN No.: U51109WB2008PTC131488

Notes to the Standalone Financial Statements for the year ended 31 March 2023

28 Corporate Social Responsibility

The company is not required to spent any amount towards CSR Activities as per the provisions of Companies Act, 2013.

29 Disclosure as per Schedule of the Securities and Exchange Board of India (Listing Obligations and Disclosure Requirements) regulations, 2015 and Section 186(4) of the Companies Act , 2013

Name of the Company		Principal Outstanding As On		Interest Rate	Repayment Terms
		March 31, 2023	March 31, 2022		
i)	Nandini Steels & Securities Pvt Ltd	-	10.00	15%/12%	Repayable on demand
ii)	Star Projects & Infrastructure Pvt Ltd	30.00	30.00	9%/Interest Free	
iii)	Tyre Arcade	20.00	-	12%	
iv)	JBN Industrial Complex Pvt Ltd	50.00	-	Interest Free	
		100.00	40.00		

30 Financial performance ratios :

	Numerator	Denominator	March 31, 2022	March 31, 2022	Variance %	Note No.
A Performance ratios						
Net profit ratio (in %)	Profit after tax	Revenue from operations	5.73%	18.13%	-12.40%	
Net capital turnover ratio (in times)	Revenue from operations	Average working capital	4.23	2.96	42.91%	(i)
Return on capital employed (in %)	Profit before interest and tax	Closing capital employed	5.60%	15.31%	-9.71%	
Return on equity ratio (in %)	Profit after tax	Average Shareholder's Equity	4.11%	10.15%	-6.04%	
Debt Service Coverage Ratio (in times)	Profit before interest , tax and depreciation and amortisation	Debt service = Interest & Lease Payments + Principal Repayments	N.A.	N.A.	N.A.	
Return on investment (in %)	Dividend + Profit on Sale + Changes in Fair value	Average Investment	2.51%	22.80%	-20.29%	
B Leverage Ratios						
Debt - Equity Ratio (in times)	Total borrowings	Equity	N.A.	N.A.	N.A.	
C Liquidity Ratios						
Current Ratio (in times)	Current assets	Current liabilities	14.13	3.38	318.05%	(ii)
D Activity Ratios						
Inventory Turnover Ratio (in times)	Cost of good sold	Average inventory	Nil	Nil	Nil	
Trade receivables turnover ratio (in times)	Revenue from operations	Average trade receivables	Nil	Nil	Nil	
Trade payables turnover ratio (in times)	Net Credit Purchases	Average trade payables	417.75	313.17	33.39%	(iii)

Note : Explanation for change in ratio by more than 25%

- (i) Net Capital turnover Ratio has increased due to increase in revenue from operations during the year.
 (i) Current Ratio has increased due to increase in current assets during 2022-23. Current assets has increased due to increase in Loans and Advances.
 (ii) Trade payable turnover ratio is higher due to increase in purchases during the year.

31 Other Statutory Information

- (i) The Company do not have any Benami property, where any proceeding has been initiated or pending against the Company for holding any Benami property.
 (ii) The Company do not have any transactions with companies struck off.
 (iii) The Company do not have any charges or satisfaction which is yet to be registered with ROC beyond the statutory period.
 (iv) The Company have not traded or invested in Crypto currency or Virtual Currency during the financial year.
 (v) The Company have not advanced or loaned or invested funds to any other person(s) or entity(ies), including foreign entities (Intermediaries) with the understanding that the Intermediary shall:
 (a) directly or indirectly lend or invest in other persons or entities identified in any manner whatsoever by or on behalf of the company (Ultimate Beneficiaries) or
 (b) provide any guarantee, security or the like to or on behalf of the Ultimate Beneficiaries
 (vi) The Company have not received any fund from any person(s) or entity(ies), including foreign entities (Funding Party) with the understanding (whether recorded in writing or otherwise) that the Company shall:
 (a) directly or indirectly lend or invest in other persons or entities identified in any manner whatsoever by or on behalf of the funding party (Ultimate Beneficiaries) or
 (b) provide any guarantee, security or the like to or on behalf of the Ultimate Beneficiaries.




Hindcon Solutions Private Limited
(Formerly Padmalaya Vinimay Pvt Ltd)
CIN No.: U51109WB2008PTC131488

Notes to the Standalone Financial Statements for the year ended 31 March 2023

- (vii) The Company has not been declared as Wilful defaulter by any Banks, Financial institution or Other lenders.
- (viii) The Company does not have any transaction which is not recorded in the books of accounts but has been surrendered or disclosed as income during the year in the tax assessments under the Income Tax Act, 1961 (such as, search or survey or any other relevant provisions of the Income Tax Act, 1961).
- (ix) The Company has complied with the number of layers prescribed under clause (87) of section 2 of the Companies Act, 2013 read with Companies (Restriction on number of Layers) Rules, 2017.
- 32 Certain Loans & Advances and Trade Payables are subject to confirmation. In the opinion of the management, the value of Loans & Advances on realisation in the ordinary course of business, will not be less than the value at which these are stated in the Balance Sheet.

33 Segment Reporting

There is only one primary business segment i.e. "Cereals, Pulses and food grains" and hence no separate segment information is disclosed in this financials. Secondary information is reported geographically.

Geographical segments

The Company primarily operates in India and therefore analysis of geographical segment is demonstrated into Indian and overseas operation as under:

Particulars	March 31, 2023		March 31, 2022	
	India	Overseas	India	Overseas
Revenue from operations	394.43	-	291.66	-
Carrying value of Non-current assets* (other than financial instruments)	-	-	-	-

*Non-current assets for this purpose consists of Other non-current assets.

34 Code of Social Security

During the previous ended March 31, 2021, the Central Government has published "The Code on Social Security, 2020" and "Industrial Relations Code, 2020" in the Gazette of India, Inter alia, subsuming various existing labour and industrial laws which deals with employees related benefits including post employment. The effective date of the codes thereunder and the rules are yet to be notified. The impact of the legislative changes, if any, will be assessed and recognised post notification of the relevant provisions.

- 35 Figures for the previous periods have been regrouped and reclassified to confirm to the classification of the current period, wherever considered necessary.

The accompanying notes form an integral part of these Standalone financial statements

As per our report of even date attached

For **PAWAN GUPTA & CO.**
Chartered Accountants
Firm Regn. No.318115E

(CA. P. K. Gupta)
Proprietor
Membership No.053799
UDIN - 23053799BGUDYF9988

Kolkata
26, 2023.



For and on behalf of the Board
Hindcon Solutions Pvt Ltd
For HINDCON SOLUTIONS PVT. LTD.

(Sanjay Goenka)
(Director)
(DIN No.00848190)

For HINDCON SOLUTIONS PVT. LTD.

(Kalyan Ghosh)
(Whole Time Director)
(DIN No.07160688)

DIRECTOR